



# Post-Tech™ PT Corrosion Evaluation

Post-Tensioned Concrete Structures

## DESCRIPTION

Early identification and mitigation of corrosive conditions can significantly reduce the costs of major repairs and the risk of structural failure. As part of an overall assessment of the condition of post-tensioned structures, a Post-Tech PT Corrosion Evaluation (formerly CPE) of heat sealed push-through and other types of cables is recommended to gain an understanding of the structure, determine the cause and extent of the problem, and to assist in the preparation for corrosion mitigation. Vector's Post-Tech Corrosion Evaluation offers a non-destructive method of testing that can assist engineers and building owners in the assessment of overall cable conditions. The PT Corrosion Evaluation determines the degree of wetness inside a cable by injecting dry gas or air and measuring the moisture content in the exhaust from the venting ports. There are two approaches for PT Corrosion Evaluation; Pilot Project and Full-Scale testing.



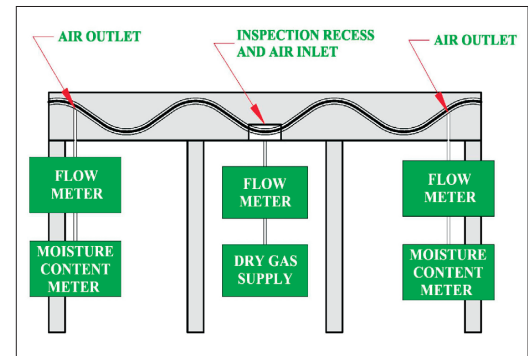
Post-Tech PT Corrosion Evaluation of Cables

## HOW THE PROCESS WORKS:

- Two small holes (approx. 5/8in (16 mm) diameter) are drilled into the structure to access the tendon sheath near the end anchorages.
- A central test pit, located on the underside of the slab is often used in Full-Scale testing. This serves well for visual inspection and future corrosion mitigation.
- Air ports are inserted and secured.
- Dry gas is injected at low pressure through the cable sheath.
- Measurements of the relative humidity and temperature of the air escaping from each of the "out" ports are taken using a calibrated Relative Humidity & Temperature (RH & T) sensor.

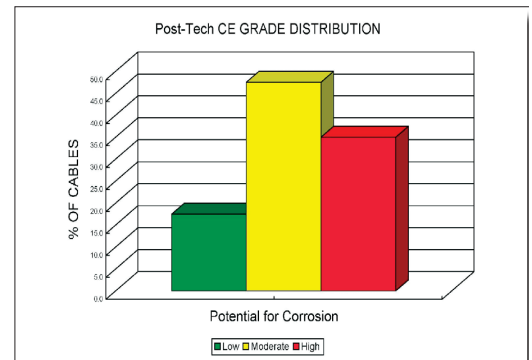
- Establish the degree of wetness of each tendon by grading the moisture content of the escaping air using the Post-Tech three-point system.

Research has demonstrated excellent correlation between the PT Corrosion Evaluation grade and the observed corrosion on cables removed for inspection. If a site specific correlation is required, a small percentage of tendons which are representative of the different construction pours and moisture levels within the structure, can be removed and inspected.



Post-Tech PT Schematic of Test Set Up

PT Evaluation Scale	Condition	Potential for Corrosion
0	No Air Flow	Unknown
1	Dry	Low
2	Moist	Moderate
3	Wet	High



Post-Tech PT Corrosion Evaluation Results





# Post-Tech™ PT Corrosion Evaluation

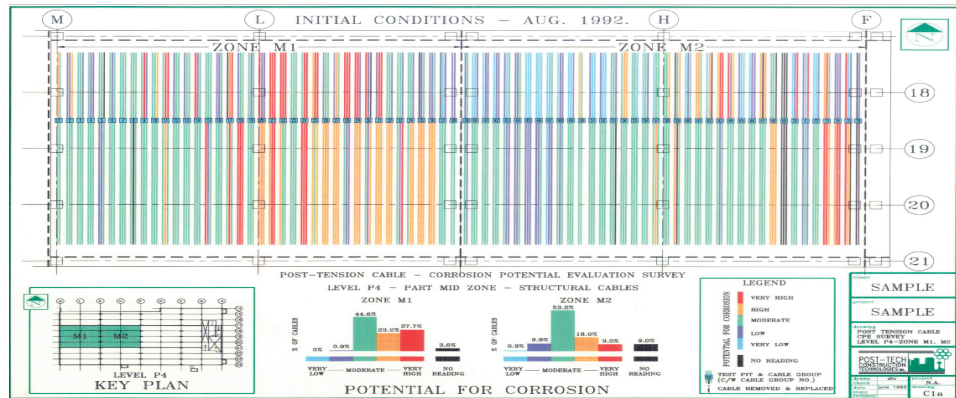
Post-Tensioned Concrete Structures

## RESULTS

The PT Evaluation results are depicted both graphically and on color-coded drawings. Each section of cable tested is color-coded to indicate the probable corrosion condition. This system permits ready evaluation of the test results for individual cables, for select areas of the structure, and for the structure as a whole. Permanent identification of all cables in a structure facilitates future inspection, repair, and preventative maintenance.

Once the PT Evaluation has determined the potential for corrosion, a mitigation plan can be put into place using the Post-Tech PT Cable Drying system and PT Grease Injection to extend the service life and integrity of post-tensioned structures at a fraction of the cost of other repair methods.

The Post-Tech range of PT Corrosion Solutions is utilized as part of an overall strategy for the evaluation, identification, and protection of post-tensioned concrete structures. Structural assessments should be conducted by a qualified structural



Post-Tech PT Corrosion Evaluation Detail

engineer. For corrosion mitigation of metals directly embedded in concrete such as temperature reinforcement and anchors, Vector recommends the use of galvanic corrosion protection systems.

## ABOUT VECTOR

Vector Corrosion Technologies takes pride in offering technically advanced, cost effective corrosion protection solutions to extend the service life and improve the durability of concrete and masonry structures around the

world. Vector has earned numerous project awards and patents for product innovation and is committed to a safe, healthy and sustainable environment.

For additional information on concrete preservation and sustainability, visit **WeSaveStructures.Info**. For additional information or technical support, please contact any Vector office or our extensive network of international distributors.

### Vector Corrosion Technologies Ltd.

474B Dovercourt Drive  
Winnipeg, MB R3Y 1G4  
Phone: (204) 489-9611  
Fax: (204) 489-6033

info@vector-corrosion.com  
www.vector-corrosion.com

### Vector Corrosion Technologies, Inc.

8413 Laurel Fair Circle, Suite 200A  
Tampa, FL 33610  
Phone: (813) 830-7566 Fax: (813) 830-7565

info@vector-corrosion.com  
www.vector-corrosion.com

### Vector Corrosion Technologies Limited

27A Upper High Street  
Cradley Heath, UK B64 5HX  
Phone: (44) 1384 671 400

infoEU@vector-corrosion.com  
www.vector-corrosion.eu

Rev. June, 2020

Galvashield, Vector and the Vector logo are registered trademarks. Patents: US 9909220, RE40,672 6022469, 6303017, 6193857, and other US and international patents and patents pending. © 2020 Vector Corrosion Technologies.



**VECTOR  
CORROSION  
TECHNOLOGIES**